



SACRAMENTO CITY UNIFIED SCHOOL DISTRICT BOARD OF EDUCATION

Agenda Item 12.1

Meeting Date: December 10, 2015

Subject: Business and Financial Information

- Information Item Only
- Approval on Consent Agenda
- Conference (for discussion only)
- Conference/First Reading (Action Anticipated: _____)
- Conference/Action
- Action
- Public Hearing

Division: Business Services

Recommendation: Receive business and financial information.

Background/Rationale:

- Purchase Order Board for the Period of October 15, 2015 through November 14, 2015
- Enrollment and Attendance Report for Month 2 Ending October 23, 2015

Financial Considerations: Reflects standard business information.

LCAP Goal(s): Family and Community Engagement; College and Career Ready Students



Documents Attached:



1. Purchase Order Board for the Period of October 15, 2015 through November 14, 2015
2. Enrollment and Attendance Report for Month 2 Ending October 23, 2015



Estimated Time: N/A



Submitted by: Gerardo Castillo, CPA, Chief Business Officer




Approved by: José L. Banda, Superintendent
































































































































SACRAMENTO CITY UNIFIED SCHOOL DISTRICT
 ENROLLMENT AND ATTENDANCE REPORT
 MONTH 2, ENDING FRIDAY, OCTOBER 23, 2015
 TRADITIONAL SCHOOLS

MIDDLE SCHOOLS	REGULAR ENROLLMENT				Special Education Grades 7-8	TOTAL MONTH END ENROLLMENT	PERCENTAGE FOR THE MONTH	AVERAGE CUMULATIVE ACTUAL ATTENDANCE	
	Grade 7	Grade 8	Total Grades 7-8	2015-2016 Actual Attendance			Cum Attd Days/36 2015-2016	PERCENTAGE 2015-2016	
A M Winn Elementary K-8 Waldorf	19	10	29	0	29	93.90%	27.81	95.06%	
Albert Einstein MS	338	370	708	38	746	96.59%	722.06	97.07%	
Alice Birney Waldorf-Inspired K8	62	54	116	0	116	96.12%	112.00	96.55%	
California MS	423	398	821	25	846	96.64%	824.50	96.90%	
Capital City School	11	14	25	0	25	99.38%	21.94	98.50%	
Father Keith B Kenny K-8 School	22	22	44	0	44	96.07%	45.64	97.16%	
Fern Bacon MS	382	345	727	20	747	96.92%	713.19	97.33%	
Genevieve Didion Elementary	52	57	109	0	109	97.11%	106.00	97.25%	
Home/Hospital	8	13	21	0	21	100.00%	4.25	100.00%	
John H. Still K-8	126	114	240	23	263	96.92%	254.39	96.73%	
								93.53%	
								95.94%	
								97.45%	
								97.10%	
								95.93%	

SACRAMENTO CITY UNIFIED SCHOOL DISTRICT
 ENROLLMENT AND ATTENDANCE REPORT
 MONTH 2, ENDING FRIDAY, OCTOBER 23, 2015

Grade 10

WIDE SCHOOL	ENROLLMENT
											96.17%
											270.33
TOTAL HIGH SCHOOLS	285	2,738	2,704	2,467	2,465	10,374	552	11,211	95.09%	10,381.22	95.64%

SACRAMENTO CITY UNIFIED SCHOOL DISTRICT

ENROLLMENT AND ATTENDANCE

PERCENTAGE
FOR THE
MONTH

AVERAGE CUMULATIVE
ACTUAL ATTENDANCE

TRADITIONAL SCHOOLS

DISTRICT TOTALS	TOTAL MONTH- END ENROLLMENT	2015-2016 Actual Attendance	Cum Attd Days/36 2015-2016	PERCENTAGE 2015-2016
ELEMENTARY	23,056	96.61%	22,158	96.85%
MIDDLE	6,583	96.84%	6,364	97.12%
HIGH SCHOOL	11,211	95.09%	10,381	95.64%
TOTAL ALL DISTRICTS	40,850	96.18%	38,903	95.48%

SACRAMENTO CITY UNIFIED SCHOOL DISTRICT
 ENROLLMENT AND ATTENDANCE REPORT
 MONTH 2, ENDING FRIDAY, OCTOBER 23, 2015
 CHARTER SCHOOLS

2015-2016 DEPENDENT CHARTER SCHOOLS	REGULAR ENROLLMENT						Special Education Grades K-12	TOTAL MONTH-END ENROLLMENT	PERCENTAGE	AVERAGE CUMULATIVE	
	Kdgn	Grades 1-3	Grades 4-6	Grades 7-8	Grades 9-12	FOR THE MONTH 2015-2016 Actual Attendance			2015-2016	PERCENTAGE 2015-2016	
Bowling Green-Mc Coy	76	218	200	0	0	11	505	96.92%	485.42	97.10%	
Bowling Green-Chacon	56	155	156	0	0	0	367	97.34%	356.86	97.73%	
George W. Carver SAS	0	0	0	0	305	10	315	96.52%	300.44	96.55%	
New Joseph Bonnheim Charter	34	132	85	0	0	1	252	97.21%	236.44	97.12%	
TOTAL DEPENDENT CHARTER SCHOOLS	166	505	441		835	32	1,979	96.78%	1,895.54	96.94%	
REGULAR ENROLLMENT											
Grades 9-12											
The Met High School	0	0	0	0	300		301	97.30%	282.86	96.82%	
			218							95.43%	
TOTAL INDEPENDENT CHARTER SCHOOLS	420	1,115	899	446	972		3,852	96.03%	3,687.78	96.36%	
REGULAR ENROLLMENT											
2015-2016 INDEPENDENT CHARTER SCHOOLS							Special Education	TOTAL	PERCENTAGE	AVERAGE CUMULATIVE	
CHARTER SCHOOLS	586			446		32	MONTH-END	FOR THE	2015-2016	PERCENTAGE	
	Kdgn	Grades 1-3	Grades 4-6	Grades 7-8		Grades K-12	ENROLLMENT	MONTH	2015-2016	2015-2016	
								Actual	Actual	PERCENTAGE	
								Attendance		2015-2016	
Capitol Collegiate Academy	72	148	40				260	95.88%	247.47	95.97%	
Aspire Capitol Heights Academy	47	139	109				295	96.71%		97.20%	
Language Academy	84	198	177	82			541	97.77%	528.50	97.94%	
Oak Park Prep				123			123	96.99%	117.06	96.41%	
PS 7 Elementary	64	168		158			608	95.96%	573.56		
Sacramento Charter HS					972		972	96.27%	932.00	95.89%	
Sol Aureus College Preparatory	49	143	69	42			303	90.32%	279.00	93.73%	
Yav Pem Suab Academy	60	186	175				421	97.81%	406.61	97.60%	

SACRAMENTO CITY UNIFIED SCHOOL DISTRICT
 ENROLLMENT AND ATTENDANCE REPORT
 MONTH 2, ENDING FRIDAY, OCTOBER 23, 2015
 ADULT EDUCATION SCHOOLS

ADULT EDUCATION	ENROLLMENT			HOURS EARNED			2015-16 CUMULATIVE		
	CONCURRENT	OTHER	TOTAL	CONCURRENT	OTHER	TOTAL	CONCURRENT	OTHER	TOTAL
A. Warren McClaskey Adult Center	632	22,324.00	22,324.00		133.54	133.54			
Charles A. Jones Career & Education Center	857	48,281.32	48,281.32		275.07	275.07			
TOTAL ADULT EDUCATION	1,489	70,605.32	70,605.32		408.61	408.61			

ENROLLMENT AND ATTENDANCE REPORT
MONTH 2, ENDING FRIDAY, OCTOBER 23, 2015
GRADE BY GRADE ENROLLMENT

A M Winn Elementary K-8 Waldorf	49	48	43	49	56	43	32	320
Abraham Lincoln Elementary	67	62	66	61	74	59	60	449
Alice Birney Waldorf-Inspired K8	93	61	63	62	64	62	62	467
Bret Harbo Elementary	79	25	24	42	54	44	44	280

ENROLLMENT AND ATTENDANCE REPORT
 MONTH 2, ENDING FRIDAY, OCTOBER 23, 2015
 CUMULATIVE TOTAL ABSENCES

ELEMENTARY	TOTAL ENROLLMENT	TOTAL ABSENCES	ACTUAL DAYS OF ATTENDANCE	DAYS ENROLLED	PERCENTAGE OF ATTENDANCE
A M Winn Elementary K-8 Waldorf	336	486	11785	12271	96.04%
Abraham Lincoln Elementary	449	577	15379	15956	96.38%
Alice Brown Waldorf Elementary	657	716	17469	18285	95.54%
Bret Harte Elementary	309	447	10637	11084	95.97%
Caleb Greenwood	479	453	16476	16929	97.32%
Camellia Basic Elementary	458	275	16192	16467	98.33%
Capital City School	52	34	1720	1754	98.06%
Caroline Wenzel Elementary	285	399	9930	10329	96.14%
Cesar Chavez ES	348	372	12090	12462	97.01%
Crocker/Riverside Elementary	634	557	17202	17959	95.80%
David Lubin Elementary	558	735	18740	19475	96.23%
Earl Warren Elementary	491	432	17151	17583	97.54%
Elder Creek Elementary	774	706	27689	28395	97.51%
Ethel I Baker Elementary	750	1025	26327	27352	96.25%
Ethel Phillips Elementary	550	740	19084	19824	96.27%

SACRAMENTO CITY UNIFIED SCHOOL DISTRICT
 ENROLLMENT AND ATTENDANCE REPORT

DAYS ENROLLED

CUMULATIVE TOTAL ABSENCES

	TOTAL ENROLLMENT	TOTAL ABSENCES	ACTUAL DAYS OF ATTENDANCE	PERCENTAGE OF ATTENDANCE
TOTAL	6,583	6,796	229,101	97.12%

A M Winn Elementary K-8 Waldorf	29	52	1001	1053	95.06%
Albert Einstein MS	746	784	25994	26778	97.07%
Alice Birney Waldorf-Inspired K8	116	144	4032	4176	96.55%
California MS	846	949	29682	30631	96.90%
Capital City School	25	12	790	802	98.50%
Father Keith B Kenny K-8 School	44	48	1643	1691	97.16%
Fern Bacon MS	747	705	25675	26380	97.33%
Genevieve Didion Elementary	109	108	3816	3924	97.25%
Home/Hospital	21	0	153	153	100.00%
John H. Still K-8	262	310	8159	8469	96.72%

SACRAMENTO CITY UNIFIED SCHOOL DISTRICT
 ENROLLMENT AND ATTENDANCE REPORT
 MONTH 2, ENDING FRIDAY, OCTOBER 23, 2015
 CUMULATIVE TOTAL ABSENCES

HIGH SCHOOL	ENROLLMENT	TOTAL ABSENCES	ACTUAL DAYS OF ATTENDANCE	DAYS ENROLLED	PERCENTAGE OF ATTENDANCE
American Legion HS	285	1720	7453	9173	81.25%
Arthur A. Benjamin Health Prof	218	491	7422	7913	93.80%
C.K. McClatchy HS	2239	2588	75940	78528	96.70%
	353				
	1521				95.27%
	86				100.00%
	2218				97.35%
	96				96.17%
TOTAL		17,026	373,724	390,750	
	1355				96.24%
	277				96.65%
	14				89.28%
	950				96.14%
TOTAL ALL SCHOOLS	48,858	49,784	1,480,510		96.57%