

Remove Ex 5'-0" Wide AC Path
& Headerboard (by Others)

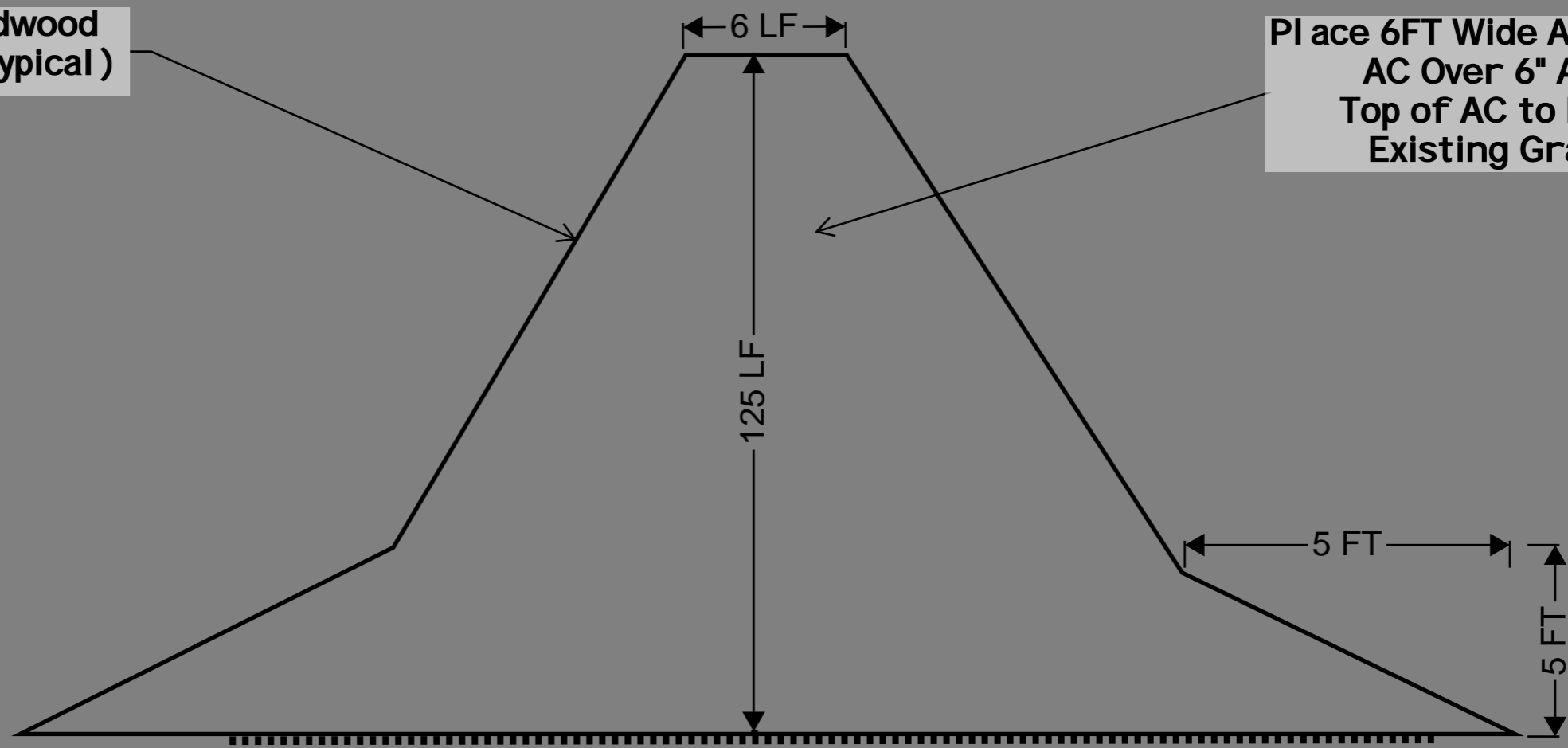
Sawcut & Remove
Ex AC Swale



Not To Scale

Install 2x6 Redwood Headerboard (Typical)

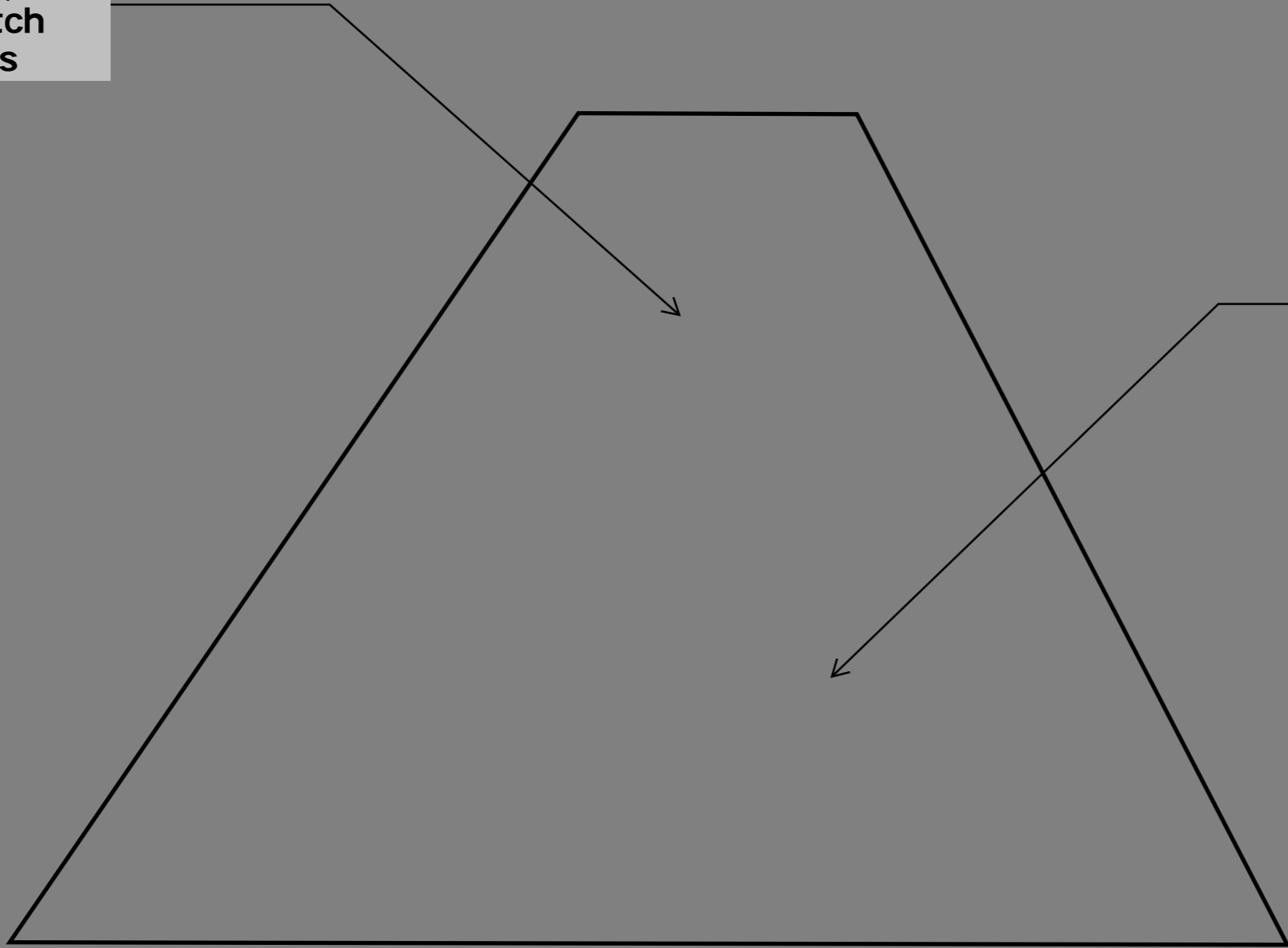
Place 6FT Wide AC Path (2" AC Over 6" AB). Top of AC to Match Existing Grades



Sawcut Line (by others)

Place 6FT Wide AC Path
(2" AC Over 6" AB).
Top of AC to Match
Existing Grades

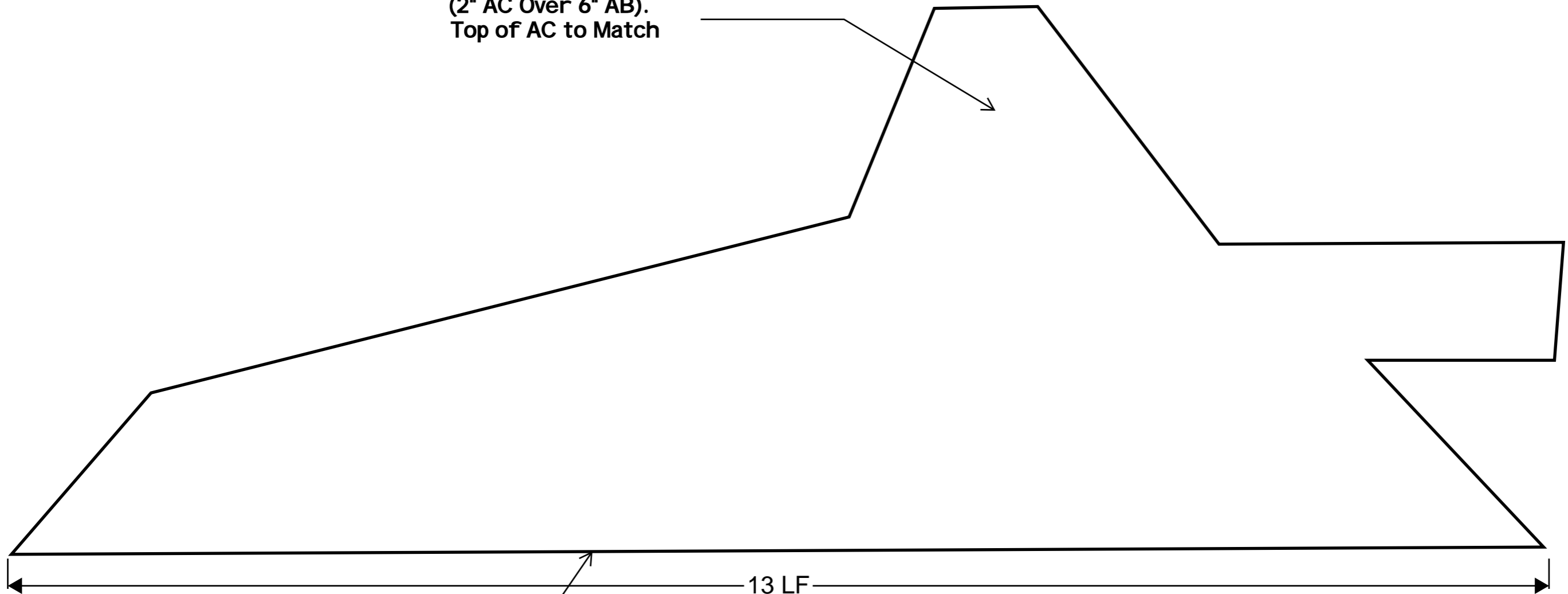
Protect Ex Conduit



Not To Scale

Rosa Parks Middle School Surface & Storm Drainage
Improvements
Sheet 03

Place 6FT Wide AC Path
(2" AC Over 6" AB).
Top of AC to Match



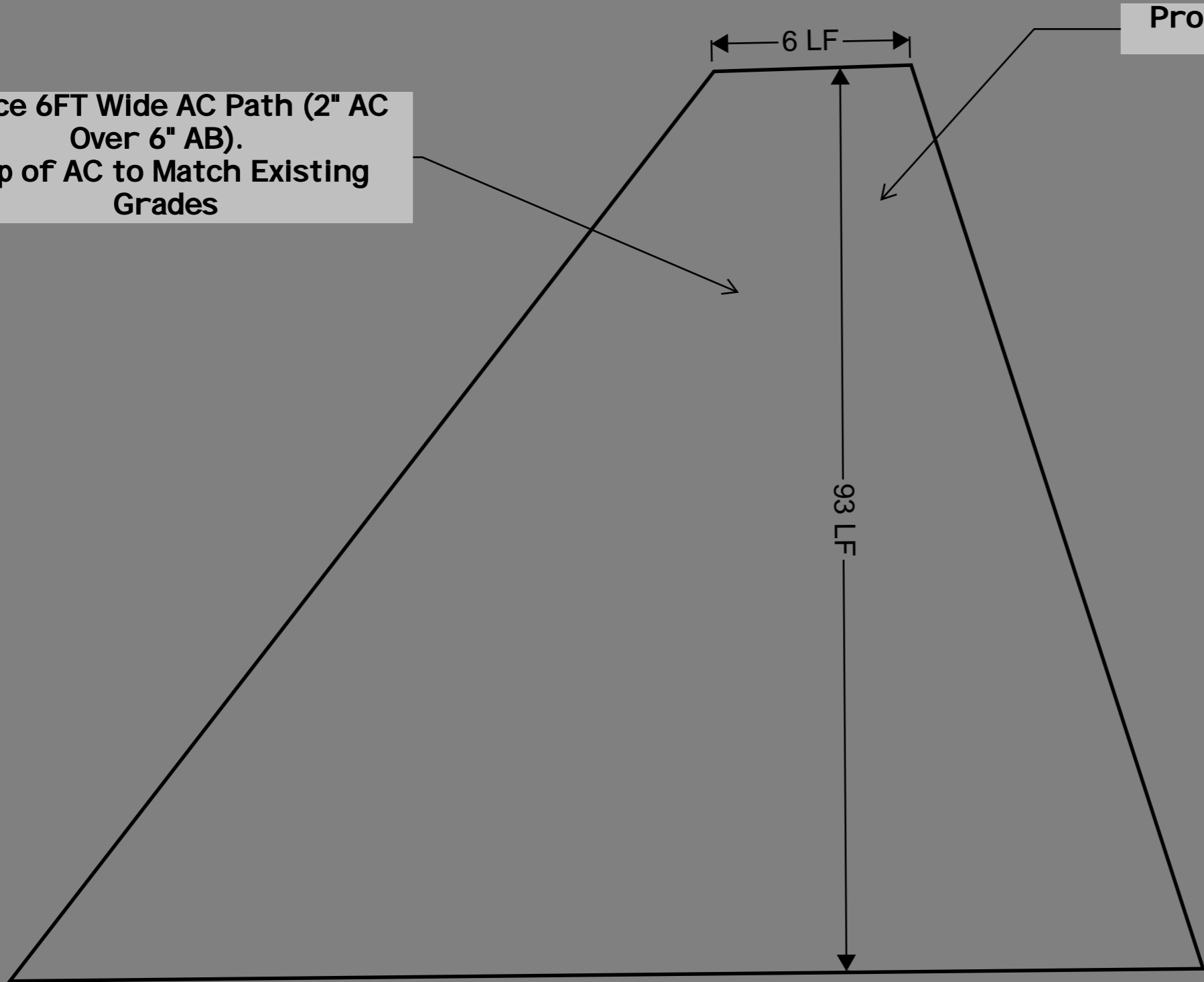
Match Existing Concrete
Grade

13 LF

Not To Scale

Rosa Parks Middle School Surface & Storm Drainage
Improvements
Sheet 04

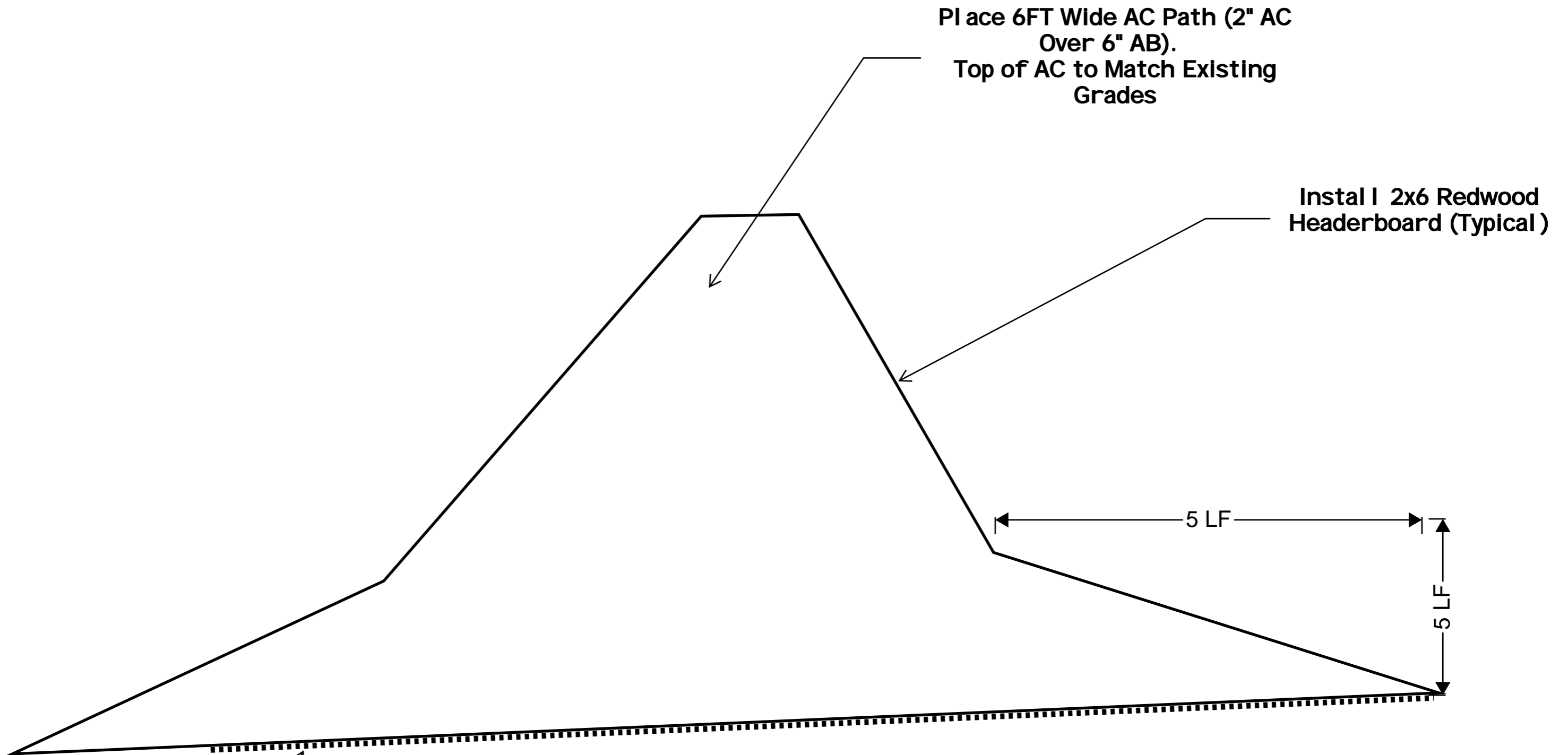
Place 6FT Wide AC Path (2" AC Over 6" AB).
Top of AC to Match Existing Grades



Protect Ex Conduit

Not To Scale

Rosa Parks Middle School Surface & Storm Drainage
Improvements
Sheet 05



Place 6FT Wide AC Path (2" AC Over 6" AB).
Top of AC to Match Existing Grades

Install 2x6 Redwood Headerboard (Typical)

Sawcut Line (by others)

Not To Scale

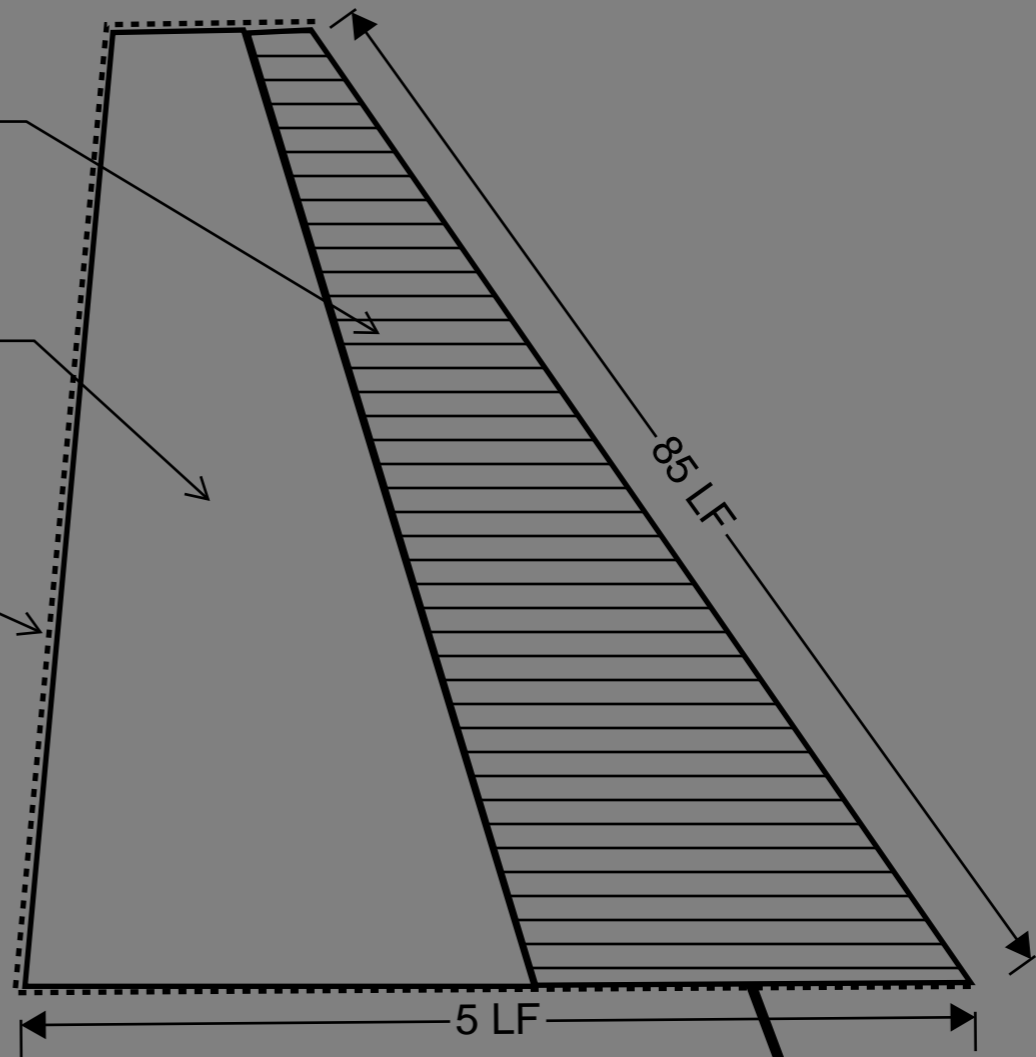


Add Trench Drain With Concrete Collar.
(See Detail Sheet 09)

Place 2" AC Over 6" AB

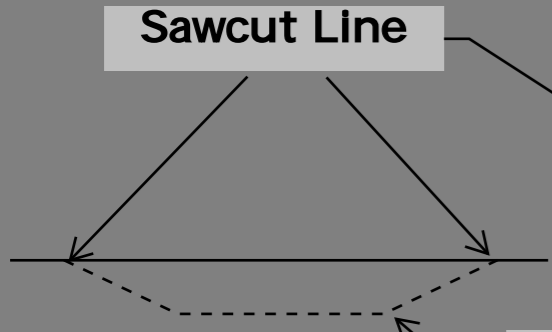
Sawcut Line

Install 6" PVC Drain Pipe and Extend to Existing DI
(Approx 105 LF)




Not To Scale

Rosa Parks Middle School
Surface & Storm Drainage
Improvements
Sheet 07



Ex Swal e

Sawcut Line




Remove AC Swal e and Repl ace with 2" AC Over 6" AB. Match Grades At Sawcut Line See Detail 1 This Sheet. Ex. Swal e has approx l ength of 85LF.

Varies 11FT - 3FT

Not To Scal e

Rosa Parks Middl e School Surface & Storm Drainage Improvements Sheet 08

The finished level of the concrete must be approx 1/8" above the top of the channel edge



Trench Drain Detail
NTS

Technical Specifications

1. Standards and Plans

- A. Unless shown or specified otherwise, all construction materials and workmanship shall be in accordance with the latest revision of the City of Sacramento Standard Specifications and Details, the project specifications, and the latest editions of the Caltrans (Standard Specifications and Standard Plans) Sign Specification sheets and Traffic Manual and the MUTCD, California Manual on Uniform Traffic Control Devices. The Contractor shall obtain and use all applicable addenda.
- B. It is the Contractor's responsibility to make all necessary site inspections and determine all items of work not specifically shown as "Bid Items" or otherwise indicated prior to bidding. The Contractor is responsible for providing all items of work necessary to perform a complete and acceptable job.

2. Allowances

- A. An allowance of \$112,000.00 has been included in the base bid of this project to allow for unforeseen conditions. The Contractor cannot perform and/or bill for

3. Existing Utilities And Coordination of Work

- A. The Contractor or any Subcontractor for this contract shall notify members of .S.A. - Underground Service Alert. 49 hours in advance

- /. All existing pavement to be joined to new pavement shall be saw cut to a neat straight line and the exposed edge of pavement shall be tacked with asphaltic emulsion prior to paving.
- \$. Allowable grading tolerance of paving elevations shall be plus or minus B; inch A./ and plus or minus C; inch A.\$.
- D. Asphalt planing shall be performed with a grinding process cold planing machine which shall be operated so as not to produce fumes or smoke. The cold planing machine shall be capable of planing the pavement without requiring the use of a heating device to soften the pavement during or prior to the planing operation. The contractor shall maintain all cutting teeth to insure a uniform and clean cut.
- =. In all cases the cross-sectional planed surface shall not vary more than C; inch when compared to a straight edge. The outside lines of the paved area shall be neat and uniform and the remaining surface shall not be damaged in any way. Where the cold planing machine leaves a sliver of unground pavement at concrete edges that sliver shall be removed by hand prior to placement of the new asphalt concrete.
- D. The contractor shall immediately remove all planed material from the work site and dispose of the material.

- >. Joints for PG& pipes and fittings shall consist of an integral bell and spigot joint with an ASTM D4095 elastomeric gasket. The joints shall have seal ring grooves or other approved means for positively holding the gaskets in place. The pipe shall have a stop mark indicated on the barrel or other approved means to accurately position the pipe end in the joint.
4. Connections to manholes, drainage inlets or other concrete structures shall be made using manhole adapters or elastomeric seal rings embedded in the concrete.
2. PG& pipe shall not be placed in any situation where it will be exposed to the