

Subject **ELA**

Test(s):

Roster Date

Control Panel (06-16-2016)

Gender(s)

Male & Female

Reported Race

All Reported Races

Special Education

Special & Non Special

Socio-Economic

SED & Not SED

English Proficiencies

All

Gender(s)

Male & Female

All Reported Races

All

Gender(s)

Male & Female

All Reported Races

All

Male & Female

Subject **ELA**

Test(s): **All 2016 Assessments**

Roster Date
Control Panel (06-16-2016)

Gender(s)	Reported Race	Special Education	Socio-Economic	English Proficiencies
Male & Female	All Reported Races	Special & Non Special	SED & Not SED	All









Subject **ELA**
 Test(s): **All 2016 Assessments**

Roster Date
 Control Panel (06-16-2016)

Gender(s) Reported Race Special Education Socio-Economic English Proficiencies
 Male & Female All Reported Races Special & Non Special SED & Not SED All

Cj YfU`DYfZcfa UbW

PL = Performance Level

Site	Total Tested	Avg PL	Meeting Standard	Not Meeting Standard	PL 4 Standard Exceeded	PL 3 Standard Met	PL 2 Standard Nearly Met	PL 1 Standard Not Met
DISTRICT	22,543	2.2	39% 	61% 	14% 	25% 	24% 	37% 

John Morse Therapeutic Center

Gender(s)

Male & Female

All Reported Races

All

Subject **ELA**

Test(s): **All 2016 Assessments**

Roster Date
Control Panel (06-16-2016)

Gender(s)
Male & Female

Reported Race
All Reported Races

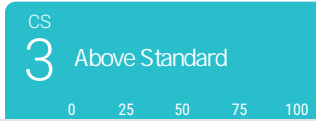
Special Education
Special & Non Special

Socio-Economic
SED & Not SED

English Proficiencies
All

7Uja 'DYfZcfa UbW. 'FYUX]b[

CS = Claim Score



Site	Total Tested	Avg CS	CS 3 Above Standard	CS 2 At or Near Standard	CS 1 Below Standard
DISTRICT	22,543	1.8	18%	42%	40%
Father Keith B Kenny K-8 School					
Fern Bacon MS					
John Bidwell Elementary					
Hubert H. Bancroft Elementary					
O W Erlewine Elementary					

Male & Female All Reported Races

All

Male & Female

Male & Female

Subject

Test(s):

Roster Date

Control Panel (06-16-2016)

Gender(s)

Male & Female

Reported Race

All Reported Races

Special Education

Special & Non Special

Socio-Economic

SED & Not SED

English Proficiencies

All

Subject **ELA**

Test(s): **All 2016 Assessments**

Roster Date
Control Panel (06-16-2016)

Gender(s)
Male & Female

Reported Race
All Reported Races

Special Education
Special & Non Special

Socio-Economic
SED & Not SED

English Proficiencies
All

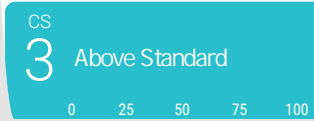
7Uja 'DYfZcfa UbW. 'K f]h]b[

CS = Claim Score

Site

Total
Tested

Avg
CS



Subject **ELA**

Test(s): **All 2016 Assessments**

Roster Date
Control Panel (06-16-2016)

Gender(s)
Male & Female

Reported Race
All Reported Races

Special Education
Special & Non Special

Socio-Economic
SED & Not SED

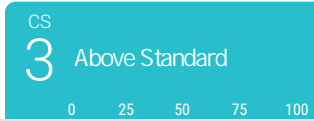
English Proficiencies
All

7Uja 'DYfZcfa UbW. 'K f]h]b[

CS = Claim Score

Site

Total



Male & Female

& Female

Male & Female

Subject **ELA**

Test(s): **All 2016 Assessments**

Roster Date
Control Panel (06-16-2016)

Gender(s)
Male & Female

Reported Race
All Reported Races

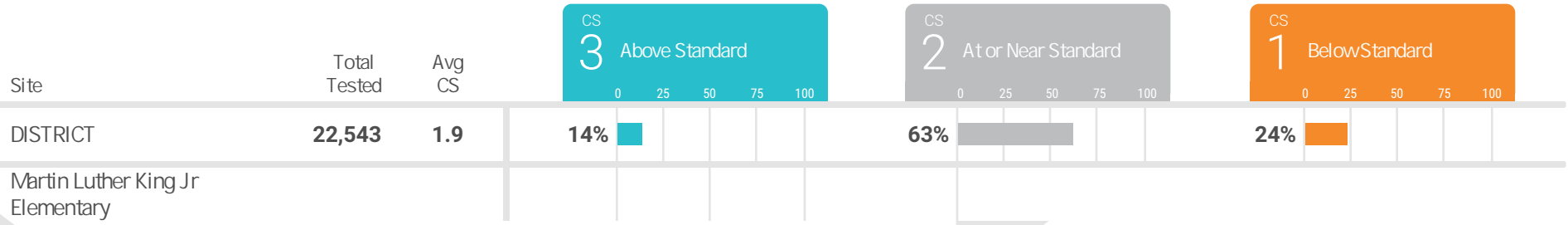
Special Education
Special & Non Special

Socio-Economic
SED & Not SED

English Proficiencies
All

7Uja DYfZcfa UbW: @gYb]b[

CS = Claim Score



Subject **ELA**
 Test(s): **All 2016 Assessments**

Roster Date
 Control Panel (06-16-2016)

Gender(s) Reported Race Special Education Socio-Economic English Proficiencies
 Male & Female All Reported Races Special & Non Special SED & Not SED All

7Uja DYfZcfa UbW: @gYb]b[

CS = Claim Score



Site	Total Tested	Avg CS	CS 3 Above Standard	CS 2 At or Near Standard	CS 1 Below Standard
DISTRICT	22,543	1.9	14%	63%	24%
John Morse Therapeutic Center					
John D Sloat Elementary					
Success Academy K-8					
American Legion HS					

Subject **ELA**

Test(s): **All 2016 Assessments**

Roster Date
Control Panel (06-16-2016)

Gender(s)
Male & Female

Reported Race
All Reported Races

Special Education
Special & Non Special

Socio-Economic
SED & Not SED

English Proficiencies
All

1

Male & Female

Subject **ELA**

Test(s): **All 2016 Assessments**

Roster Date
Control Panel (06-16-2016)

Gender(s)	Reported Race	Special Education	Socio-Economic	English Proficiencies
Male & Female	All Reported Races	Special & Non Special	SED & Not SED	All

